



DESCRIPTION **2017 / 9040A ES 300h Sedan**  
COLOR **ATOMIC SILVER**  
VIN **JTHBW1GG9H2134830**  
FINAL ASSEMBLY POINT **MIYAWAKA, FUKUOKA, JAPAN**

Delivered by Truck to:  
LEXUS OF ORLANDO  
305 NORTH SEMORAN BLVD  
WINTER PARK FL32792

STANDARD EQUIPMENT & INSTALLED OPTIONS

PERFORMANCE FEATURES

- \* 2.5L Dual Cam In-Line 4-cylinder Engine with
- \* High Output Permanent Magnet Electric Drive
- \* Motor / 200 Total System Horsepower
- \* All-Aluminum Engine Construction & VVT-i
- \* Electronically Controlled Continuously Variable
- \* Transmission with Intelligence (ECT-i)
- \* 4-Wheel Independent MacPherson Strut-Type
- \* Suspension w/Gas Pressurized Shock Absorbers
- \* Front and Rear Stabilizer Bars
- \* 17" Machined Finish 5-Spoke Wheels
- \* 215/55R17 All-Season Tires
- \* Rear Spoiler

SAFETY FEATURES

- \* Dual Fr Airbags, Dual Fr Knee Airbags, Fr & Rr
- \* Seat-Mounted Side Impact Airbags, Fr & Rr Side
- \* Curtain Airbags, Supplemental Restraint Sys (SRS)
- \* Force Limiters
- \* Vehicle Stability Control (VSC) with TRAC
- \* 4-Wheel Anti-Lock Braking System (ABS) with
- \* Electronic Brakeforce Distribution (EBD),
- \* and Brake Assist (BA)
- \* Smart Stop Technology
- \* Theft-Deterrent System w/ Engine Immobilizer
- \* Lexus Safety System+; Pre-Collision System (PCS)
- \* w/Pedestrian Detection; High Speed-Dynamic Radar
- \* Cruise Control; Lane Departure Alert w/Steering
- \* Assist and Intelligent High Beam Headlamps

- \* Lexus Enform Safety Connect, Enform Service
- \* Connect, Enform Remote (1-yr trial subscription
- \* included)
- \* Auto On/Off LED Low Beam & Halogen High Beam
- \* Foglamps/LED Daytime Running Lights (DRL)
- \* Rain Sensing Intermittent Wipers w/Mist Cycle
- \* w/Mist Cycle and Deicer
- \* Tire Pressure Monitor / Tool Kit / First Aid Kit

LUXURY AND CONVENIENCE FEATURES

- \* SmartAccess with Push Button Start/Stop
- \* Piano Black Trimmed Interior
- \* 10-Way Driver's & Passenger's (including Lumbar)
- \* Power Seats
- \* Electrochromic Auto-Dimming Rearview Mirror
- \* Electrochromic Heated Outside Mirrors
- \* One-Touch Open/Close Pwr Tilt-and-Slide Moonroof
- \* Automatic Dual Zone Climate Control
- \* Lexus Premium Audio System with Automatic
- \* Sound Levelizer (ASL) and MP3 Player
- \* Connectivity (mini-plug) and 8-Speakers
- \* Bluetooth Technology, USB Audio Plug, SiriusXM
- \* Satellite Radio (3-month All Access trial
- \* subscription), Scout GPS Link
- \* Pwr Windows w/One-Touch Auto Open/Close Feature
- \* Power Door Locks with Anti-Lock Out
- \* Display Functions & Column-Mounted Cruise Control
- \* Rear Window Defogger with Timer
- \* Drive Mode Select (Eco, Normal, Sport)

MANUFACTURER'S SUGGESTED RETAIL PRICE

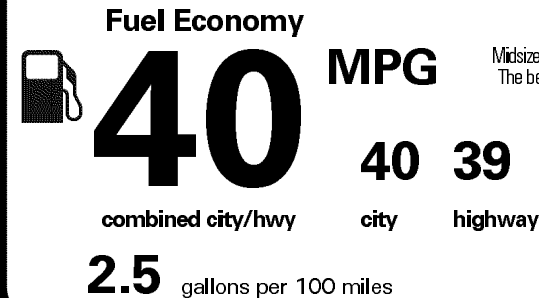
- \*\* Blind Spot Monitor w/Rear Cross Traffic Alert 500.00
- \*\* LED Low/bi-LED Headlamps 515.00
- \*\* Power Rear Sunshade 210.00
- \*\* Luxury Package: Embossed Leather-Trimmed 1,670.00
- Trimmed Interior, Heated & Ventilated Front Seats,
- Pwr Tilt & Telescopic Steering Whl, Lexus Memory
- Sys for Driver's Seat, Outside Mirrors & Steering
- Whl, Remote Keyless Entry-Linked Memory
- \*\* Navigation system with Backup Camera, 8" VGA 1,470.00
- Lexus Enform Destinations (1-yr trial
- subscription included); Lexus Enform App Suite
- (Complimentary)
- \*\* One Touch Power Trunk 400.00
- \*\* Intuitive Parking Assist 500.00
- \*\* Heated Wood & Leather Trimmed Steering Wheel 450.00
- \*\* Courtesy Delivery Sticker -N/C-
- \*\* Trunk Mat/Cargo Net/Whl Locks/Rr Bumper App/Glove 334.00

\$41,820.00

EPA DOT Fuel Economy and Environment



Gasoline Vehicle

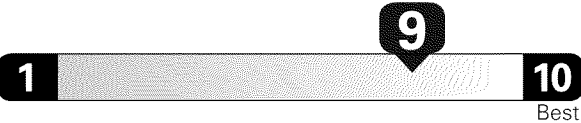


Midsize Cars range from 13 to 114 MPG.  
The best vehicle rates 119 MPGe.

You **save**  
**\$ 2,500**  
in fuel costs  
over 5 years  
compared to the  
average new vehicle.

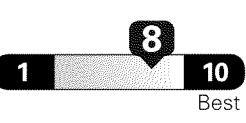
Annual fuel cost  
**\$ 900**

Fuel Economy & Greenhouse Gas Rating (tailpipe only)



This vehicle emits 223 grams CO2 per mile. The best emits 0 grams per mile (tailpipe only). Producing and distributing fuel also create emissions; learn more at fueleconomy.gov.

Smog Rating (tailpipe only)



Actual results will vary for many reasons, including driving conditions and how you drive and maintain your vehicle. The average new vehicle gets 26 MPG and costs \$7,000 to fuel over 5 years. Cost estimates are based on 15,000 miles per year at \$2.45 per gallon. MPGe is miles per gasoline gallon equivalent. Vehicle emissions are a significant cause of climate change and smog.

**fueleconomy.gov**

Calculate personalized estimates and compare vehicles



Smartphone  
QR Code



GOVERNMENT 5-STAR SAFETY RATINGS

**Overall Vehicle Score** ★★★★★  
Based on the combined ratings of frontal, side and rollover.  
Should ONLY be compared to other vehicles of similar size and weight.

**Frontal Crash** ★★★★★  
Based on the risk of injury in a frontal impact.  
Should ONLY be compared to other vehicles of similar size and weight.

**Side Crash** ★★★★★  
Based on the risk of injury in a side impact.

**Rollover** ★★★★★  
Based on the risk of rollover in a single-vehicle crash.

Star ratings range from 1 to 5 stars (★★★★★) with 5 being the highest.  
Source: National Highway Traffic Safety Administration (NHTSA)  
[www.safercar.gov](http://www.safercar.gov) or 1-888-327-4236

SUB-TOTAL \$47,869.00

DELIVERY, PROCESSING AND HANDLING FEE 975.00

TOTAL **\$48,844.00**

APPLICABLE FEDERAL TAXES NOT INCLUDED

Manufacturer's suggested retail price includes manufacturer's recommended pre-delivery service.
License and title fees, state, local and applicable federal taxes, and dealer installed options and accessories are not included in the manufacturer's suggested retail price.
<b>LEXUS NEW VEHICLE LIMITED WARRANTY</b> Limited warranty coverage highlights include * 4YR / 50000 mile basic coverage * 6YR / 70000 mile powertrain coverage * 6YR / Unlimited mile corrosion perforation warranty * 8YR/100,000 mile hybrid battery/hybrid component See your Warranty and Services Guide for details.
<b>LEXUS IS PLEASED TO OFFER THE FOLLOWING OWNER SUPPORT PACKAGE WITH EACH NEW LEXUS</b> * 24 hour, 365 day/yr. roadside assistance plan * Complimentary 1st and 2nd scheduled maintenance services * Lodging for emergency breakdown 100 miles from home
An extended service contract may be available for this vehicle. Ask dealer for details

000

L002

